

<p><b>Priority 1 – Safer Neighbourhoods</b></p>	
<p><b>2022/23 Quarter 3 - Update</b></p>	
<p><b>Main Partners – Police &amp; LBB Community Safety</b></p>	
<p>This priority looks at the crimes and anti-social behaviours (ASB) that concern our residents the most, and that the Mayor’s Office for Policing &amp; Crime (MOPAC) and the London Borough of Bromley (LBB) have identified as being most relevant to our Borough.</p> <p>The main partners for this priority are the Police Borough Command Unit (BCU), the Police Safer Neighbourhood Teams (SNTs) LBB Community Safety and Trading Standards teams who work in partnership. We target resources in those wards and areas that are identified as hot spots. The 4 sub-priorities under Priority 1 are:</p> <ul style="list-style-type: none"> <li>• Non-domestic violence with injury</li> <li>• Residential burglary</li> <li>• ASB</li> <li>• Crimes against the elderly and vulnerable (inc. financial abuse)</li> </ul> <p>The relevant crime metrics are provided in the crime update towards the end of this document.</p>	<p><b>RAG Status</b></p>
<p><b>1. Improve partnership and stakeholder engagement and collaboration</b></p> <p>Improved communication between all interested parties, to ensure that stakeholders can provide feedback on their concerns, and that the work of partners is optimised through aligning strategic aims, targeting resources based on evidence, and by avoiding duplication.</p> <p>There is good inter-agency communication between the Police BCU, SNTs and LBB services which has withstood the changes in key personnel of both agencies over the last year. The actions for the above are evidenced in the following sections.</p>	<p><b>Achieved</b></p>
<p><b>A framework will be established for consultation and engagement with partners and the wider community through networks, meetings, and other mechanisms (email, bulletins etc).</b></p> <p>The following multi-agency meetings occur on a regularly basis. LBB also arrange specific project groups to address site-based issues that may involve several enforcement teams and/or service areas operating in consort.</p> <p><b>Anti-Social Behaviour Panel (ASBP)</b></p>	<p><b>Achieved</b></p>

The purpose of the group is to ensure a multi-agency panel to discuss and act regarding individuals causing ASB. Standing members are the SNTs, registered social landlords (RSLs), mental health support services (Oxleas), Adult Safeguarding, Children's Services, Change Grow Live, Community Safety and Statutory Nuisance & ASB.

### **Multi Agency Response to Anti-Social Behaviour (MARASB)**

The purpose of this higher-level group is to make sure that people who are identified as causing ASB are either helped, if health issues are a contributory issue, or that effective enforcement action is taken. Cases are RAG rated and risk assessed. Standing members are the Police, Community Safety, RSL's and mental health support services (Oxleas).

### **ASB Action Group (ASBAG)**

The purpose of the group is to share intelligence and develop actions to address area based ASB, e.g., that which occurs in car parks, shopping centres, green spaces, etc. Standing members include the SNTs, Community Safety, Statutory Nuisance & ASB, Planning Enforcement, CCTV, Neighbourhood Enforcement and Ward Security.

### **Self-Neglect & Hoarding Panel (SN&HP)**

The purpose of this group is to address hoarding and ensure vulnerable residents are kept safe. Standing members include Statutory Nuisance & ASB, RSLs, Private Rented Sector Housing Enforcement & Adult Safeguarding.

### **Reducing Offending & Re-offending, Youth Subgroup (ROAR)**

The purpose of this group is as stated. Standing members include BCU Police, SNTs, Community Safety, Probation, Youth Justice Services (formerly YOS & YOT) & Children's Social Care.

### **Missing Exploited & Gang Affiliated (MEGA)**

The purpose of this group is as stated. It ensures early intervention, wrap around family support services, and appropriate enforcement regarding Bromley children falling towards or in gang affiliation. Standing members include the BCU Police, Police Trojan team (Gangs), Community Safety, Youth Justice Service, and the Atlas team from Children's Social Care)

As well as the above, LBB staff also organise and/or attend the following multi-agency meetings and networks:

- **BCU Daily Crime Grip** – for swift notification of significant crimes to the Community Safety Teams of the 3 boroughs (Bromley, Croydon, & Sutton)
- **Tactical Targeting & Co-ordination Group** – for the analysis of crime data and tactical responses to policing and SBPB priorities
- **London Heads of Community Safety** – for all London Borough Community Safety Heads of Service and MOPAC to share information, good practice, and relevant bid information
- **Pan London Hate Crime Forum** – for the Met Police, MOPAC and all London Borough Community Safety Heads of Service to share information, good practice, review Police BCU performance and relevant bid information
- **Integrated Offender Management Panel** – for the management of and location tracking of offenders in the community
- **Multi-Agency Public Protection Arrangements** – for risk management of violent and sexual offenders living in the community
- **Multi Agency Risk Assessment Conference** – for domestic abuse related adult safeguarding

<ul style="list-style-type: none"> <li>• <b>Domestic Abuse Operational Forum</b> – for the operational management of domestic abuse cases</li> <li>• <b>South London Alliance Delivery Group</b> – for the co-ordination of service provision for female offenders on release</li> <li>• <b>Muti Agency Safeguarding Hub</b> – for children at risk</li> <li>• <b>Multi Agency Child Exploitation</b> – for children at risk of criminal and sexual exploitation</li> <li>• <b>Substance Misuse in the Criminal Justice System Working Group</b> – for the reduction of and improvement of the management of offenders with addiction and drug use issues</li> <li>• <b>Adult Safeguarding Reviews</b></li> <li>• <b>Domestic Homicide Reviews</b></li> <li>• <b>Prevent &amp; Channel Panels</b></li> <li>• <b>Combatting Drugs &amp; Alcohol Partnership</b></li> <li>• <b>London Drugs Forum</b></li> <li>• <b>Hate Crime Panel (LAs covered by South BCU)</b></li> <li>• <b>Joint Action Group</b></li> </ul> <p>The number of specialist purpose meetings continues to change and increase. All partners increasingly appreciate the advantages of access to the knowledge of inter-agency colleagues and the value of multi-agency working for the sharing of relevant intel and developing and implementing best practice.</p>	
<p><b>Community Impact Days (CIDs)</b></p> <p>CIDs are held 12 times a year (one each month), to address hot-spot areas and reduce the number of reports for ASB, fly-tipping, arson, graffiti, weapons, nuisance vehicles, etc.</p> <p>The monthly CID’s have continued to expand regarding both the number of partners involved and the types of neighbourhood crime deterred. The outputs of the CIDs are regularly reported to the Public Protection and Enforcement PDS Committee. Recent additions to activities include the marking of catalytic convertors, the involvement of DVLA and the inclusion of Community Payback and YJS service users as part of the team undertaking area improvement and clean-up actions.</p> <p>The CIDs are highly valued by all involved partners and the community and make a measurable difference in the 4 wards in which they operate. Following the ward boundary changes and the receipt of the crime needs analysis the ward areas will be reviewed later in the year to ensure they are being deployed in the optimal areas of the borough</p> <p>Q1 Update – There were 3 CIDs in Q1. All highly successful.  Q2 Update – There were 3 CIDs in Q2. All highly successful. The review of the CID wards will commence in Q3  Q3 Update – there were 3 CIDs in Q3. All successful. The review of the CID wards is still in progress.</p>	<b>Achieved</b>
<p><b>The Police’s Safer Neighbourhood Teams (SNTs) will better protect and support vulnerable children and adults</b></p>	<b>Achieved and continues</b>

<p>The SNTs are currently working in the following ways to support vulnerable children and adults:</p> <ul style="list-style-type: none"> <li>• Protecting children and vulnerable adults from crime e.g., by monitoring sex offenders and gangs and tasking to crime hot spots</li> <li>• Providing advice and equipment to people who have been victims of crime e.g., Smart water, Catalytic Converter marking, home security advice</li> <li>• Assisting people who might be vulnerable to crime and working with partners to reduce crime and referring to victim support</li> <li>• Referral of vulnerable adults and children to appropriate support and care services through the Merlin system</li> <li>• Working with young people so that they don't become involved in crime e.g., school visits and providing access to diversionary activities</li> <li>• Solving problems that are causing crime e.g., advising where street lighting could be improved</li> <li>• Addressing drug and alcohol enabled crime e.g., by referring drug users for rehabilitation services</li> </ul>	
<p><b>2. Use an intelligence led approach</b></p> <p>Through use of crime data analysis, intelligence from other agencies, the public, and from group tasking and other meetings (such as those listed on page 1), enforcement and service provision agencies identify, track, and respond to local crime trends, providing real time activities to address local crime concerns.</p>	<p><b>Achieved and continues</b></p>
<p><b>3. Make Use of Legislation</b></p> <p>Through appropriate use of various legal tools and powers including the Environmental Protection Act 1990, the Antisocial Behaviour Crime and Policing Act 2014, and the plethora of criminal legislation, enforcement officers ensure that all available remedies are considered, including the use of Nuisance Abatement Notices, Dispersal Orders, Community Protection Warnings, Community Protection Notices, Public Space Protection Orders, Licensing reviews, Proceeds of Crime Act requisitions, etc. All formal enforcement actions are subject to tests of necessity, appropriateness, and proportionality, and solutions may involve restorative justice, providing support, and/or addiction treatment as well as the more traditional community sentences, fines, and imprisonment.</p> <p>Both the SNT Police and the LBB Statutory Nuisance &amp; ASB team use Acceptable Behaviour Contracts to control and reduce anti-social behaviour by individuals.</p> <p>LBB has Public Space Protection Orders (PSPOs) that provide controls for:</p> <ul style="list-style-type: none"> <li>• Dog nuisance</li> <li>• Nuisance behaviour due to being intoxicated from drinking alcohol in public spaces</li> <li>• Nuisance behaviour due to being under the influence of psychoactive substances in public spaces, and</li> <li>• Public toileting in public spaces</li> </ul> <p>Enforcement officers are trained in and assess new legislation on its enactment, to ensure any new or novel powers are effectively and properly used for the general benefit of Bromley residents.</p>	<p><b>Achieved</b></p>

#### **4. Reduce Violence**

Reduction of violence is delivered via the work streams identified within the:

- Violence & Vulnerability Action Plan (VVAP)
- Gang Violence Matrix
- Violence Against Women & Girls Strategy
- Youth Justice Strategy
- Police led Violence Reduction Team, and the
- MOPAC Violence Reduction Unit

LBB officers work to ensure that, as the strategies listed above come up for review and renewal, they consider each other's content and undertake gap analysis to work towards them becoming mutually complimentary and fully comprehensive.

The governance of the VVAP plan (which contains the actions in the associated plans and strategies as highlighted above) sits with Community Safety.

The Violence Reduction Unit (VRU) has commended The London Borough of Bromley on its work in developing the Violence & Vulnerability Action Plan (VVAP), formally the Violence Reduction Action Plan (VRAP). The Serious Youth Crime & Gangs (SYVG) officer will be coordinating the partner's action update later in the year. The MOPAC VRU provided a detailed review document acknowledging good strategic and operational practice and collaborative working.

Below are the top 3 positive points acknowledged by the VRU.

- The VRAP is a comprehensive and improved plan from the previous year and acknowledges the collaborative working across the partnership.
- There is a full range of necessary actions and extra local actions regarding governance, analysis, and enforcement, reducing the supply of weapons, safeguarding and education.
- The 6-monthly updates are evidence of a regular review of partnership activity to ensure the plan drives delivery rather than be simply a basic annual process.

The VRU have also recommended improvements for the partnership's consideration. Further discussions will occur with the SYVG officer and relevant partners to include as many of those recommendations as possible.

Q1 Update – Latest VVAP update is due at the end of Q2 and partners have almost completed it.

Q2 Update – The updated VVAP will shortly be shared with relevant partners.

Q3 Update – The updated VVAP is almost complete and is due imminently.

#### **Gang Violence Matrix Update**

Currently the London borough of Bromley has 7 active gang nominals on the Matrix with 1 in custody. Gang nominal's activities are managed across the BCU by the Police Gangs team, Probation Service, Youth Justice Service and Community Safety. Gang intelligence is shared daily with the SYVG officer and partners.

Q1 Update – No change to above

Q2 Update – No significant change to the above. A piece of work is being carried out analysing the relationship networks of known individuals to illuminate links between groups and individuals that have hitherto not been obvious.

Q3 update – There is currently only 1 person from LBB on the Matrix following a review of individuals on it. The others are currently incarcerated or have been removed from the Matrix.

## 5. CCTV

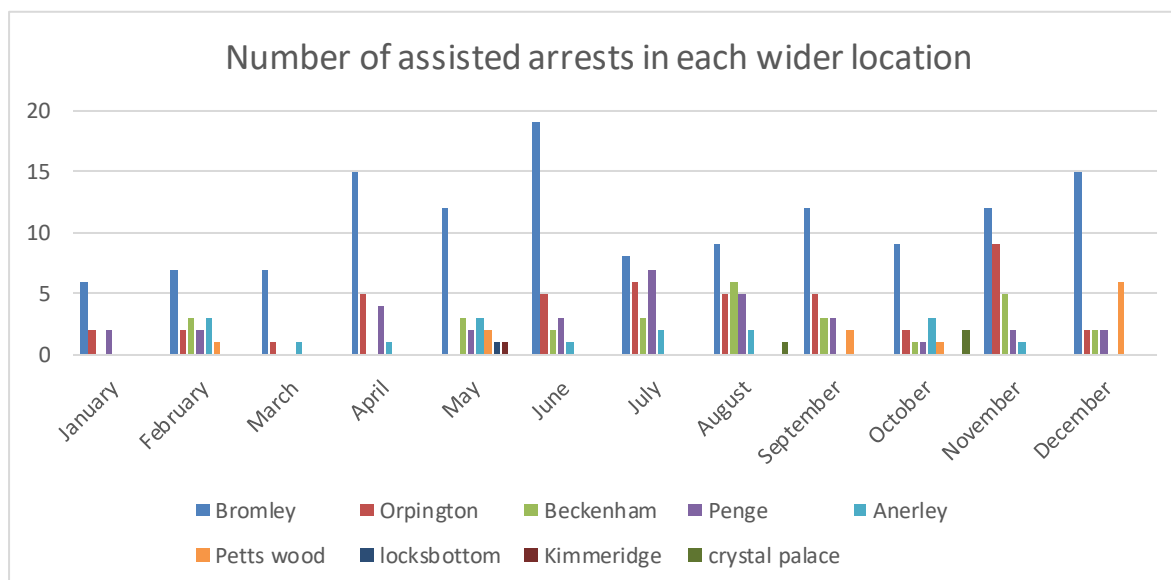
Through ensuring the effective use of public space CCTV on targeted areas as determined by intelligence, and the investment in new deployable cameras.

Bromley Council runs a CCTV control room that monitors 200 fixed cameras that cover town centre and key locations across the borough 24 hours a day, 7 days a week. To monitor emerging crime and ASB & fly tipping hotspots the Council has several mobile CCTV cameras that we use for short periods of time (usually installed for 3 – 6 months).

Between January 2021 and December 2021, the CCTV control room assisted the Police in 264 incidents which resulted in arrests. In many cases these arrests were due to CCTV Operators spotting suspicious behaviour by individuals and remotely following them until the Police arrived on site.

All our CCTV operators are fully trained, and most have worked at Bromley for several years. They are very familiar with the borough's town centres and have valuable local knowledge.

Last year we saw the completion of the CCTV upgrade replacing the last of the analogue cameras with IP digital systems.



### Q1 Update

During the first quarter of this year the local authority maintained a 24/7 CCTV monitoring of public spaces in the borough. There were 3,108 incidents reported by CCTV operators where support was provided to local police in the prevention and detection of crime. 107 evidence packs were prepared for Police, local authority, parking, and external information requests.

### Q2 Update

**Achieved and ongoing**



During the first quarter of this year the local authority maintained 24/7 CCTV monitoring of public spaces in the borough. There were 2,017 incidents reported by CCTV operators where support was provided to local police in the prevention and detection of crime. 83 evidence packs were prepared for Police, local authority, parking contractor and external requests for footage. CCTV operators supported police in making 75 arrests in town centres in this period. Police also praised the assistance of a CCTV Operator who reviewed a significant amount of CCTV footage of a serious incident, clarifying the timings and providing an evidence pack enabling police to focus on other aspects of the investigation. The operator in question has rightly been thanked for his dedication and willingness to support police in detecting and solving a serious crime.

Q3 Update – In October and November 2022 the CCTV control room recorded 1,284 incidents and provided police and other agencies with 51 evidence packs to support investigations of crime.

## **6. Reduce risk of financial abuse of the elderly or vulnerable through targeted communications campaigns and enforcement**

During the past year, Trading Standards has focussed on the continued success of the 'Trading Standards Alert!', an early warning system which alerts residents and partners of scams and doorstep crime in the Bromley borough as it happens. The number of recipients of the alerts has increased since its launch during the pandemic and boasts a circulation list of over **650** with an estimated forward circulation of **47,000**.

The team continue to disrupt rogue traders and there were 26 rapid response interventions where officers attended the homes of residents immediately following a call for assistance. One response resulted in a saving of **£12,000** for an elderly couple who had been cold called by traders seeking to extract payment for unnecessary roof repairs. Another immediate response identified a saving of **£36,833**, and a further intervention saved a resident **£18,000**. Several individuals related to these incidents are under further investigation.

The work we are doing through early intervention and disruption, for example in providing call-blockers, and advising victims and families to prevent or stop victims from responding to scams, can be seen as an alternative to care in some cases, enabling the individual to continue to stay in their home. This can result in financial savings to the victim, family, and the Local Authority.

Locally we have data evidencing £2.5million of savings to residents because of Trading Standards interventions since 2006.

Using a new impacts and outcomes calculator, we can estimate that between 1st April 2021 and 31st March 2022 Trading Standards interventions created total financial savings of **£507,157**. **This includes estimated future financial savings of £292,738 and an estimated £158,078 health and quality of life savings for the public purse.**

This figure includes an estimated **£44,659** healthcare savings and health related quality of life savings because of the 5 call blocker units we installed, protecting particularly vulnerable residents from scam telesales.

**Achieved and ongoing**

### Q1 Update

During Q1 2022 Trading Standards received 233 enquiries for investigation. There were 76 cases in total relating to finance abuse, allegations of scams or doorstep crime – with a total consumer detriment of £505,804.50.

There were 30 reports of scams and doorstep crime received via the dedicated Rapid Response number and, of these, 7 warranted an immediate response. One case involved a call from a local bank concerned about a vulnerable customer who had attended the branch to withdraw £4,000 cash for roofing repairs following a cold call by traders who initially wanted £30 for gutter cleaning services. Intelligence held by the team suggested this trader would inflate the costs even further and officers attended the branch and the home address within minutes of the call. Four men were confronted at the address, and following our intervention made their excuses and left. Investigations are ongoing. The consumer had been given no paperwork and was in the dark as to the nature of the “urgent” roof repairs described by the men as requiring immediate attention.

Total financial savings from Trading Standards interventions in this quarter are estimated at £146,333 made up of:

- SCAMS – estimates future financial savings of £600 and estimated healthcare saving & health related quality of life saving of £324.
- DOORSTEP CRIME - estimates future financial savings of £40,500 and estimated healthcare saving & health related quality of life saving of £21,870.
- FRIENDS AGAINST SCAMS - estimates future financial savings from the FAS programme of £2,586 and estimated other savings from the FAS programme of £4,035.
- Call Blockers – we installed 3 units this quarter, realising estimated financial savings of £49,622 and health & quality of life savings of £26,796 over the term of their installation

### Q2 Update

During Q2 2022 Trading Standards received 248 enquiries for investigation. There were 60 cases in total relating to financial abuse – allegations of scams or doorstep crime – with total consumer detriment of £99,761.


34 reports of scams and doorstep crime were received via the dedicated Rapid Response number and, of these, 5 warranted an immediate response. One case involved a referral from the LBB Tree officers who were concerned about an elderly resident who was being charged nearly £4,000 for tree work. Officers attended and noted the female lived alone and was clearly vulnerable, however the address was just outside the border and sat within Greenwich. Given the vulnerability of the consumer, officers continued with the intervention, liaising with colleagues from Greenwich trading standards. They sought estimates from LBB contractors who valued the work at £1,000. A call to the trader resulted in a reduced fee resulting in a significant saving for the resident. A meeting with Greenwich took place the following day to ensure a full hand over of the incident and to ensure safeguarding concerns were shared.

Q3 Update – Between 1<sup>st</sup> October 2022 and 31<sup>st</sup> December 2022 Trading Standards officers delivered 9 awareness raising talks in the community to help empower vulnerable residents to protect themselves from scams and rogue traders. Around 250 attended these events.



The team circulated nine 'Trading Standards Alert!', an early warning system which alerts residents and partners of scams and doorstep crime in the Bromley borough as it happens. This included a special edition on the dangers of buying second hand electrical equipment and linked into safety messages from the LFB.

Trading Standards received 212 service requests of which 43 related to doorstep crime and scams, with a total consumer detriment of £1,204,326.



**7. How do we know we are on Track?**

**Achieved**

1) This theme is included as a substantive discussion item at the Safer Bromley Partnership Board in Quarter 1 of each business year

**Achieved**

2) The Police provide a crime update at each Safer Bromley Partnership Board, and partners present an end of year update in Quarter 4 of each business year.

**Achieved**

3) Local data via the Metropolitan Police Service crime dashboard (updated monthly) will be monitored, and Community Safety will attend Tactical Tasking Coordination Group (TTCG) each month to provide input into tasking and analyse effectiveness of responses.

This data is consistently monitored and Community Safety officers regularly attend the TTCG and other relevant groups and networks.


**8. Metrics for the 3 MOPAC sub-priorities that are:**

- Non-domestic violence with injury
- Residential burglary
- ASB

In addition to the above, data on the following has been included:

- Total Burglary
- Theft of Motor Vehicles
- Knife Crime Offences (links with Priority 3 – Keeping Young People Safe)
- Domestic Abuse (links with Priority 2 – Violence Against Women and Girls)
- Hate Crime (links with Priority 4 – Stand Together Against Hate Crime and Extremism)

Category	Rolling Year Jan 21	Rolling Year Jan 22	% Difference between the Rolling Years	RAG Status
Total Notifiable Offences	21,328	24,594	+14	
Non-Domestic Violence with Injury	1280	1448	+14	
Total Burglary	1452	1577	+8	



Theft of Motor Vehicles	950	1056	+10	
Knife Crime Offences	215	189	-12%	
Sexual offences	496	606	+19	
Domestic Abuse Offences	2900	2697	-7	
Hate Crime	513	805	+44	
ASB Calls	13620	7267	-47	

The previous table demonstrates that there were percentage decreases for some areas of crime noticeably ASB and knife crime. However, others that are considered under the Safer Bromley Partnership Strategy, as well as the Violence & Vulnerability Action Plan, have seen increases as the UK has moved back to normal operations following post pandemic controls being lifted.

The largest increase has been recorded for reports of hate crime, and emerging evidence shows that the pandemic was associated with a national increase in hate crime reporting, particularly against Chinese and East Asian minorities. This pattern has continued post pandemic.

Knife crime figures cover knife crime related injury, robbery, and possession. In the rolling year to February 2022, Bromley had 189 Total Notifiable Offences (TNOs) for knife crime. This is a decrease on the previous 12 months by 12.5%, a real positive considering the overall London increase of 5.38%. This decrease means Bromley also ranks well among the other London boroughs, with a crime rate of 0.57 placing it as 3<sup>rd</sup> safest borough in London. TNOs were low from the beginning of 2021, through to May, but have since returned to a more consistent level per month.

Anti-Social Behaviour calls saw quite a significant spike in the months of the first lockdown, peaking in May 2020. This was largely down to new offences relating to breaches of Covid-19 protocols falling under this category. A total of 7,267 were ASB Calls in Bromley in 2021-22, compared to 13,620 in the same period for 2020-21. This represents an 46.7% decrease, significantly better than the overall London decrease of 40.1%. All London boroughs have seen a large decrease in overall ASB calls recorded. Very pleasingly, **the drop in ASB calls over the past 12 months, means that Bromley ranks 1<sup>st</sup> among all London boroughs for rate per 1000,**

with a rate of 20.26. ASB calls have seen a generally steady decline since the peak in May 2020 and dropped to their lowest for over 4 years in February 2022.

**NDVWI**

### **Specific Outcomes for Priority One – Safer Neighbourhoods**

#### **Total Non-Domestic Violence with Injury (NDVWI) offences within Bromley have increased by 14%**

Covid-19 saw a suppression effect on many crime types. NDVWI is largely but not entirely associated with the night-time economy and street based criminal activity. As lockdown eased, the Police have monitored this rise and now have a better understanding of the impact of reopening of licensed premises, schools and other premises types has had on crime rates and types. That this is understood in communities and sending clear messages in advance of re-opening of the need for responsible management of these types of premises.

NDVWI is one of Bromley's two Local Volume Crime priorities. The rolling year to Feb 2022 saw an increase of 14.5% compared with the previous 12 months, Bromley's increase of 14.5% was somewhat lower than the overall London increase of 21.4%, and it ranked 6th among all boroughs in crime rate, with 4.37 notifiable offences per 1000, an improvement of 2 places from last year.

#### **Total Burglary within Bromley has increased by 8%**

Total Burglary, one of the local crime priorities, saw a slight percentage increase for 2021-22, rising by 8.8% (1452 to 1577) with the rate per 1000 increasing from 4.32 to 4.72. This crime rate puts Bromley 9th of all London boroughs for burglary with the increase of 8.8% being worse than London as a whole, which saw a 3.58% decrease in TNOs for Burglary.

Burglary cases saw a significant decrease in the borough following the start of the pandemic, and whilst the figures have seen a rise, they remain far lower than pre-pandemic levels where cases in the borough were regularly above 200 per month. The majority of these were residential, with 1,139 offences recorded, accounting for 72% of total offences, which is slightly lower than 20-21 (78%).

**Residential Burglary**

#### **Total ASB Offences within Bromley have decreased 47%**

The dramatic increases in ASB were largely associated with Covid-19 related reporting of breaches in new legislation associated with lockdowns. We have seen a significant decrease in ASB related calls post-pandemic which demonstrates the significant demand that period placed upon Policing resources – but which were able to meet that demand.

Notwithstanding the Covid-19 effects, South Area BCU and LBB are encountering issues with nuisance off road motor vehicle ASB involving pit bikes, scramblers and quads accessing public and some private land. Police have received numerous reports of bike “gatherings”. The concern is that this may render the green spaces unattractive or unsafe to members of the public wishing to use them for other leisure activities. Although Police and partners see pockets of similar issues elsewhere throughout the borough, there is a high concentration of bikers at Hockendon (St Pauls Cray Ward) and Hoblingwell Wood Recreation Ground (St Pauls Cray Ward). Specific areas of concern include Mottingham, Hockendon and Hoblingwell Wood Recreational Ground.

**ASB**

Intelligence from officers previously having issued warnings to offenders, state the bikers concerned are not exclusively local, and that some travel to the area from as far afield as Maidstone and Swanley in Kent. Understandably, this is causing significant annoyance and frustration to residents that live within sight/earshot of the affected areas.

In response, Op Green Champion, now run by PS Farmer and PC Wakeford has been running since the start of 2022. As these vehicles used do not always display VRM plates and/or the face of the drivers are covered by wearing a crash helmet, identification of perpetrators can be problematic. Additionally, the sheer size and terrain of the area to be policed presents several challenges. As such, the Police will rely on the local community to report incidents and share names and addresses so that retrospective action can be taken against the perpetrators, rather than risk injury by trying to stop them whilst they are riding. Residents can submit their photos/intel of persons involved. The mailbox address for Op Green Champion is: [SNMailbox-OpGreenChampion@met.police.uk](mailto:SNMailbox-OpGreenChampion@met.police.uk)

The Police are also looking at other options such as:

- Target hardening by working with landowners to prevent access
- Targeted patrols at specific areas and times
- Using drone technology to identify those responsible

### **Violence Against Women and Girls (VAWG) – Overall**

The following categories all fall under the Violence against Women and Girls sub-heading of the Safer Bromley Strategy. Whilst not all the TNOs displayed in the statistics will have had female victims, these offences disproportionately have female victims.

#### **Harassment**

Harassment offences are those when looked at as a course of conduct are likely to cause fear, alarm, or distress where a course of conduct is not present, so for example sexual harassment would be recorded under sexual offences. For the rolling year to February 2022, there were 3,700 recorded harassment offences in Bromley, a crime rate per 1000 of 10.8. This was a slight increase from the previous 12 months, where offences totalled 3,413. This 8.4% increase, however, is lower than the 11% increase seen across London as a whole, and the crime rate ranks Bromley 7<sup>th</sup> among all London boroughs.

#### **Rape**

For the rolling year to February 2022, there were 212 TNOs of rape in Bromley, at a rate per 1000 of 0.63. This crime rate places Bromley 2<sup>nd</sup> best among all London Boroughs, with the London crime rate sitting at 1.03. However, this is a 34% increase on the previous 12 months, slightly higher than the overall London increase of 28%, although the lockdown months of 2020/21 did show lower than usual figures.

Harassment

Rape

<p><b>Other Sexual Offences</b></p> <p>Other sexual offences including indecent assault and unlawful (underage) sexual intercourse. This does not include rape, which is categorised on its own. For the rolling year to February 2022, there were a 394 TNOs in Bromley, with a crime rate of 1.24 per 1000. In terms of crime rate, Bromley is the best out of all London Boroughs for this category. In contrast, the London average is 1.85. Bromley did see an increase in TNOs by 20%, although this was significantly lower than the overall London increase of 45%. TNOs stayed constant throughout the year, peaking at 40 in both May and November.</p>	<b>Other Sexual Offences</b>
<p><b>Domestic Abuse</b></p> <p>Domestic abuse TNOs for the rolling year to February 2022 totalled 2697. This includes Violence with Injury and Homicide cases. This gives Bromley a rate per 1000 of 8.12 and ranks it as the second-best borough in London on this crime rate. TNOs in Bromley also pleasingly saw a 5.17% decrease on the 12 months prior, whilst London saw a 2.73% increase.</p>	<b>Domestic Abuse</b>
<p><b>VAWG</b></p> <p>The term ‘violence against women and girls’ refers to acts of violence or abuse that disproportionately affect women and girls. Crimes and behaviour covered by this term include rape and other sexual offences, domestic abuse, stalking, harmful practices (including female genital mutilation and forced marriage) as well as many others, including offences committed online.</p>	<b>VAWG – Partnership Performance</b>

It is estimated that one in 5 women in the UK will experience sexual assault during her lifetime, while one in 4 will experience domestic abuse. In London, recorded domestic abuse cases have increased by 26 per cent in five years, and in 2020-21 alone, the Met recorded more than 19,000 allegations of sexual offences.

The MPS is taking many actions flowing from the recent **Metropolitan Police Service's VAWG Strategy & Action Plan**. Many of which are being implemented locally these include:

- **Ask for Angela** campaign, working with Safer Sounds and bars, clubs, and other night-time-economy venues. This builds on the comprehensive Welfare & Vulnerability Engagement (WAVE) training to frontline officers delivered in venues across London last summer.
- **Project Vigilant** to prevent sexual offences linked to the night-time economy and to tackle predatory offending. Working closely with community partners, we aim to make busy, night-time economy areas places offenders are afraid to operate.
- **Mayor's Women's Night Safety Charter** is part of City Hall's own Violence Against Women and Girls Strategy. By encouraging businesses to sign-up and do more to provide safe spaces and further prevent incidents and better protect women from violence.
- **Good Night Out Campaign** working with licensees and event organisers to enable them to respond better to female victims of violence.
- **Walk and Talk sessions** we will continue to deliver these sessions which are focused on preventing violence against women and girls on every BCU. This involves officers buddying with women from the community to walk streets routes, engage in conversations, make note of safety improvements, and hear of women's experiences, concerns, and reflections.
- The use of the [#StreetSafe tool](#) which allows members of the public to anonymously flag specific areas where they don't feel safe so that we can better respond to their concerns.

#### Q1 Update

LBB have recently appointed a Strategic VAWG lead. They are currently working their notice but should be with us for the next board meeting.

The StreetSafe Police officers passed through several reports/suggestions they had received for the Chislehurst area. These were entered onto the Fix my Street app and several have now been addressed.

#### Q2 Update

The Strategic VAWG lead will now move from Early Intervention to the Community Safety Team in November. This move has been delayed by audits and inspections. Community Safety officers continue to address ASB hotspot locations where there has been a recent emphasis on public open spaces and abandoned and derelict buildings.

The SNTs have now completed summer operations around the Night-Time Economy (NTE) and ASB issues. This quarter was proven a challenging period



where we saw resources abstracted to police Notting Hill Carnival, the Royal Funeral and a variety of other sporting events and protests.

These incidents had limited impact upon Policing in Bromley but were sources of significant abstraction. That said, we have seen additional patrols and activity in Bromley Town Centre and Beckenham to tackle issues within the NTE. This has included engagement with licensed premises. We have also started to implement the Ask for Angela scheme.

Regarding ASB, we have used our legal powers under the Anti-Social Behaviour legislation, including the use of dispersal zones (primarily in Bromley Town Centre), and Closure Orders (in Penge) and where tenants have subsequently been evicted.

SNT teams are now into the Autumn Nights period as we approach Halloween and Bonfire Night. Officers are tasked on shifts across the day with activities ranging from arrest enquiries for the highest harm offenders identified, weapons sweeps, targeted patrols in reported ASB hotspot areas, and tasked patrols covering the NTE in Bromley and Beckenham. This tasking will continue until its climax on 5<sup>th</sup> November.

#### Q3 Update

The SNTs have now completed Winter operations around the Night-Time Economy (NTE) and ASB issues covering the Christmas and New Year period. This has been a challenging time due to significant resourcing issues across Frontline Policing in the MPS. This has seen staff abstractions to support core policing functions of answering 999 calls.

The football World Cup event, Christmas and New Year saw busy period but no significant issues.

We continue the use of our legal powers under the Anti-Social Behaviour legislation, including the use of dispersal zones (primarily in Bromley Town Centre), and Closure Orders. The use of such legal framework to tackle ASB will continue.